

RACKS

SERVER CABINET

A SERVER CABINET IS A COMBINATION OF HARDWARE STRUCTURES DESIGNED TO ACCOMMODATE TECHNICAL EQUIPMENT INCLUDING (ROUTERS, SWITCHES, HUBS, UPSs, CABLES) AND, OF COURSE, SERVERS.



NETWORK CABINET RACK 47U 80*80 VENTED

NS-503VN47U8080

FEATURES

- Reliable structure,static loading capacity: 800KGs (Optional castors and plinth).
- Adjustable feet and heavy duty castors are available simultaneously,moving conveniently and fixing reliably.
- Baying together easily,quickly,efficiently and firmly.
- High density vented front door and rear doors, meeting the requirements of mechanical protection and ventilation..
- Optional cable entry on top cover and bottom panel. Front,rear door and side panel can be removed facility, the bottom has the function of ventilation and rat-proof.
- Upon customer request facility installation is adjustable between 19inch-27inch,19inch installation the front will add a vertical cable management.
- varies optional accessories,reliable quality.
- Optional opening hole and varies specification upon customers' special requirements.

- 8 heights: 18U,22U,24U,27U,32U,37U, 42U,47U (Can customize).
- 4 depth option: 600, 800, 900 and 1000mm.
- Flexible packing methods allows for convenient stocking and end user delivery.
- Multiple sizes available.
- Customization requests welcome.

STANDARD AND MATERIAL

Comply with

- ANSI/EIA;RS-310-D;IEC297-2; DIN41491: PART1; DIN41494:PART7; GB/T3047.2-92 standard;
- 19" international standard, metric system and ETSI standard.

SURFACE TREATMENT

- degreasing,pickling,phosphoric,powder coating.

MATERIAL

- SPCC cold rolled steel.

THICKNESS

- Mounting profile 2.0mm;
the others:1.0-1.2mm.


COLOR

- Body color:RAL9004(black);
RAL7035(grey).

DIFFERENT ANGELS



• Vertical cable management

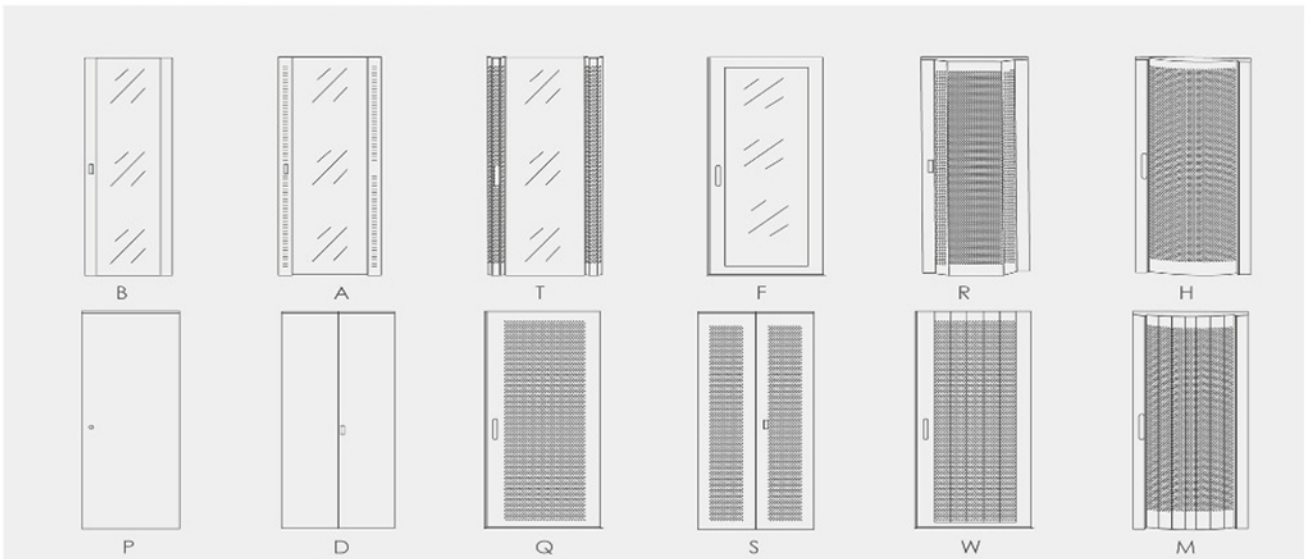


• Bottom panel



• Mounting angle

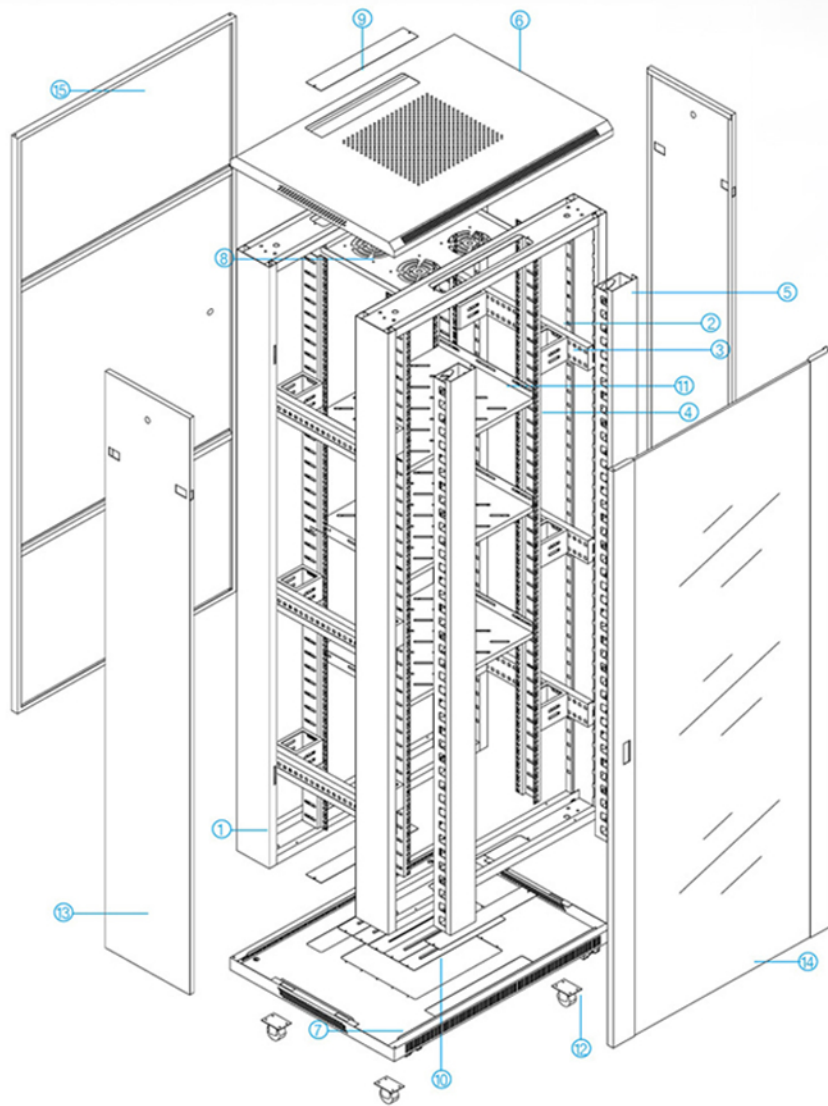
DOOR CATEGORY COLLECTION



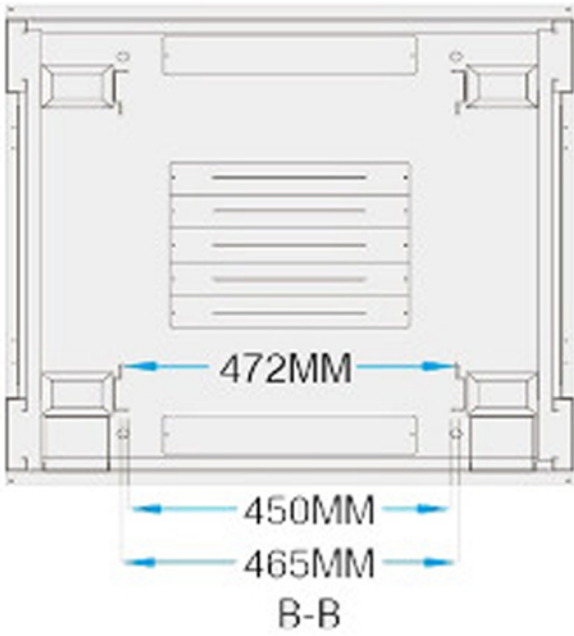
RACK LAYOUT

No.	Name	Qty	SPCCT (mm)	No.	Name	Qty	SPCCT (mm)
1	Frame	2 PCS	1.2	10	Cable entrance panel	5 PCS	1.0
2	Mounting angle	4/6 PCS	1.2	11	Fixed shelf	Quantity as request	1.2
3	Spacer	8/12 PCS	2.0	12	Castor	4 PCS	/
4	Mounting profile	4 PCS	2.0	13	Side panel	2 PCS	1.0
5	Vertical cable management	2 PCS	1.0	14	Front door	1 PCS	1.2
6	Top cover	1 PCS	1.2	15	Rear door	1 PCS	1.2
7	Bottom panel	1 PCS	1.2				
8	Fan tray	1 PCS	1.0				
9	Panel	3 PCS	1.0				

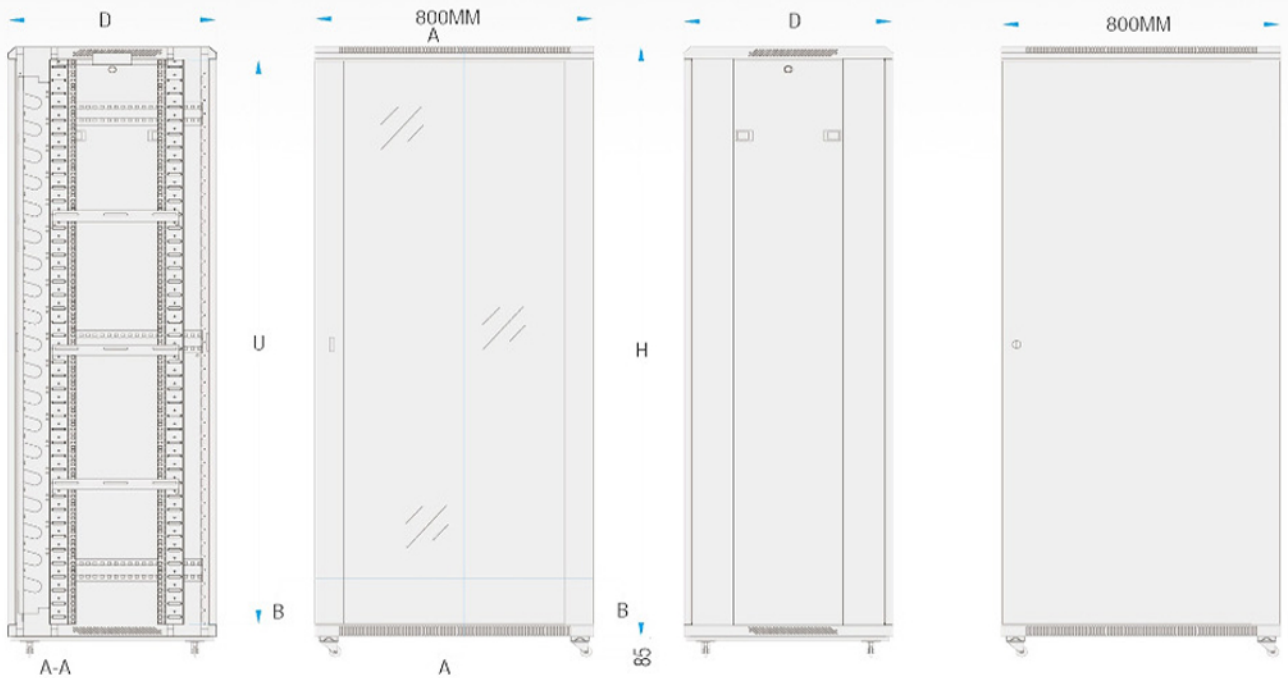
Remark: The cabinet size above 37U mounting angle need 6 pcs, Spacer need 12 pcs, If under 37U the mounting angle need 4 pcs, Spacer need 8 pcs.



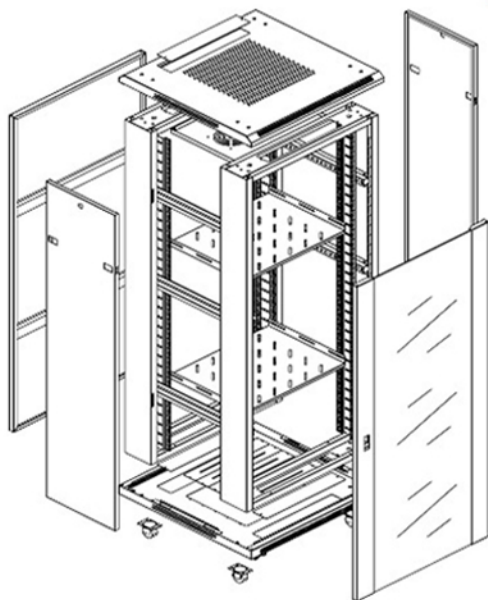
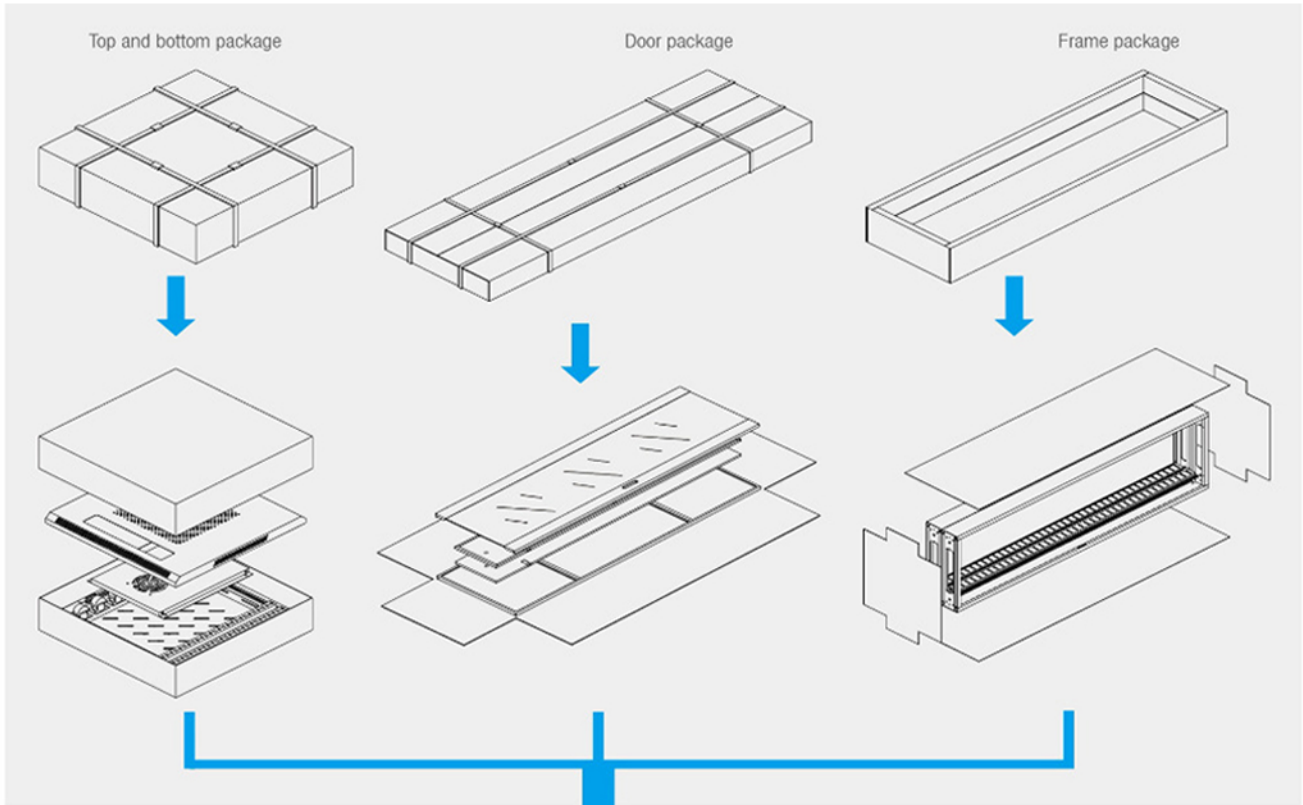
TECHNICAL SPECIFICATION



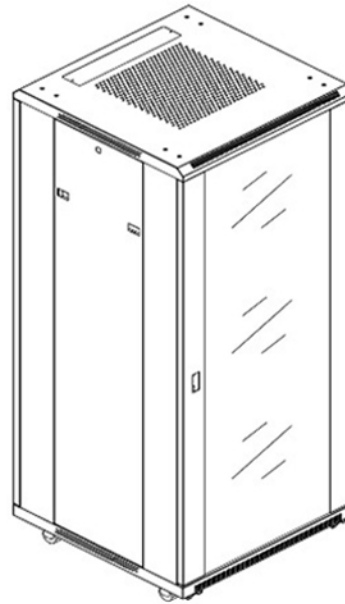
Model	U	Width	Depth	Height			
NS-503GL18U8080	18	800	800	900			
NS-503VN18U8080			800				
NS-503GL18U80100			1000				
NS-503VN18U80100			1000				
NS-503GL22U8080	22	800	800	1080			
NS-503VN22U8080			800				
NS-503GL22U80100			1000				
NS-503VN22U80100			1000				
NS-503GL24U8080	24	800	800	1150			
NS-503VN24U8080			800				
NS-503GL24U80100			1000				
NS-503VN24U80100			1000				
NS-503GL27U8080	27	800	800	1300			
NS-503VN27U8080			800				
NS-503GL27U80100			1000				
NS-503VN27U80100			1000				
NS-503GL32U8080	32	800	800	1525			
NS-503VN32U8080			800				
NS-503GL32U80100			1000				
NS-503VN32U80100			1000				
NS-503GL37U8080	37	800	800	1745			
NS-503VN37U8080			800				
NS-503GL37U80100			1000				
NS-503VN37U80100			1000				
NS-503GL42U8080	42	800	800	1965			
NS-503VN42U8080			800				
NS-503GL42U80100			1000				
NS-503VN42U80100			1000				
NS-503GL42U80120			1200				
NS-503VN42U80120			1200				
NS-503GL47U8080			47		800	800	2190
NS-503VN47U8080						800	
NS-503GL47U80100	1000						
NS-503VN47U80100	1000						



RACK INSTALLATION



Exploded view



Assembled view

RACK IMAGES



FRONT DOOR



REAR DOOR